



KB PUBLIKUM INVEST
AD SKOPJE

Bul Mito Hadzivasilev Jasmin 50 :A
1000 Skopje, Macedonia
++38923204490 :T
++38923204494 :F
info@kbpublikum.com.mk :@
www.kbpublikum.com.mk :W

BASIC INFORMATION FOR O.F. KB PUBLIKUM – MBI 10, AND REPORT FOR THE PORTFOLIO STRUCTURE (as of 31/03/2019)

Date of establishment	1.4.2017
Currency	MKD

Investment policy and objectives

Fund objective is to replicate Macedonian stock exchange index MBI 10. It will have dominant exposure to equities of Macedonian issuers. The funds are invested in 10 most liquid shares, closely following the stock exchange trends in Macedonia. In order to achieve its investment policy and objectives the Fund will use passive investment strategy while Macedonian Stock Exchange index MBI 10 will be used as a benchmark for comparing fund returns. The fund management company will adjust the exposure to single issuers comprising MBI 10 if there is a change of structure of the index MBI 10 as a result of periodical revision of the index by Macedonian stock exchange index committee.

The selection strategy of financial instruments, which will be a building block of Fund's portfolio, carries out high level of risk usually associated with equity funds.

Fees and expenses

The fee for issuing shares is calculated on the amount of the payment, by using the following rates:

- Up to 500.000,00 MKD	1,5%
- From 500.001,00 MKD up to 1.500.000,00 MKD	1,0%
- Above 1.500.000,00 MKD	0,5%

An exit fee will be charged if redemption is made within one (1) year from the moment when the Fund shares were bought. The expense for buyout and payment of the Fund shares is calculated on the entire amount of the payment, by using the following rates:

- Up to 1 year	1,0%
- Above 1 year	0,0%

The Company is charging annual management fee in amount of 1,25% of the Fund's net assets value.

The Company, from the Fund's assets, pays fees and expenses (annually) to the Custody bank based on the calculation of Fund's net asset value, by using the following rates:

- Up to 1.000.000.000,00 MKD	0,25%
- From 1.000.000.001,00 to 1.800.000.000,00 MKD	0,22%
- Above 1.800.000.000,00 MKD	0,20%

Minimum amount of investment	1.000,00 MKD
Net asset value (end of the quarter)	333.410.207,05 MKD
Price of single share document (end of the quarter)	151,0779 MKD
Average monthly return (last 12 m.)	2,2014%
Average monthly return (last 24 m.)	1,7193
Average monthly return (last 60 m.)	N/a
Return (since inception)	51,08%
Standard deviation (2019)	7,2875%
Standard deviation (since inception)	10,7125%
Risk category (1-lowest, 7-highest)	5

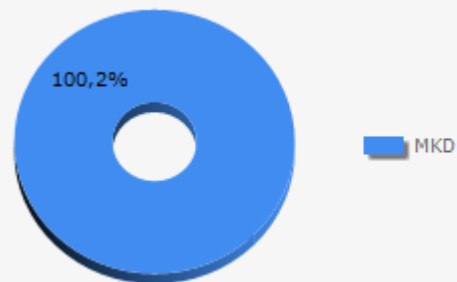
Price



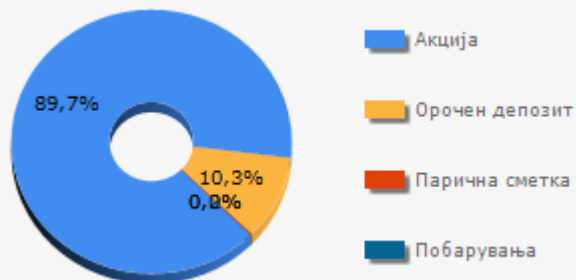
A. Geographical allocation



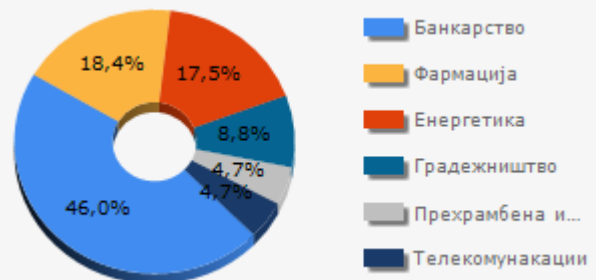
B. Currency exposure



C. Allocation (by asset classes)



D. Industry exposure



10 largest investments	% from NAV
ALK	19,23
KMB	18,40
MPT	17,55
Eurostandard Banka	10,35
GRNT	8,82
TNB	6,80
MTUR	4,71
TEL	4,68
OHB	3,57
STB	3,08