



KB PUBLIKUM INVEST
AD SKOPJE

Bul Mito Hadzivasilev Jasmin 50 :A
1000 Skopje, Macedonia
++38923204490 :T
++38923204494 :F
info@kbpublikum.com.mk :@
www.kbpublikum.com.mk :W

BASIC INFORMATION FOR O.F. KB PUBLIKUM – BONDS, AND REPORT FOR THE PORTFOLIO STRUCTURE (as of 30/06/2019)

Date of establishment	25.03.2011
Currency	MKD

Investment policy and objectives

The Company primary objective is investing the collected capital in financial markets for purpose of achieving adequate returns for the Fund investors, while at the same time strictly following the imposed investment restrictions, as well as the needs for liquidity and safety of the invested assets.

The selection strategy of financial instruments, which will be a building block of Fund portfolio, carries out low level of risk that is higher than the risk associated with money market funds, while at the same time it is lower than the risk associated with balanced funds and equity funds.

Fees and expenses

The fee for issuing shares is calculated on the amount of the payment, by using the following rates:

- Up to 150.000,00 MKD	1,5%
- From 150.000,00 MKD up to 300.000,00 MKD	1,0%
- Above 300.000,00 MKD	0,0%

An exit fee will be charged if redemption is made within 6 months from the moment when the Fund shares were bought. The expense for buyout and payment of the Fund shares is calculated on the entire amount of the payment, by using the following rates:

- Up to 6 months	0,75%
- After 6 months	0,00%

The Company is charging annual management fee in amount of 1,5% of the Fund's net assets value.

The Company, from the Fund assets, pays fees and expenses (annually) to the Custody bank based on the calculation of Fund net asset value, by using the following rates:

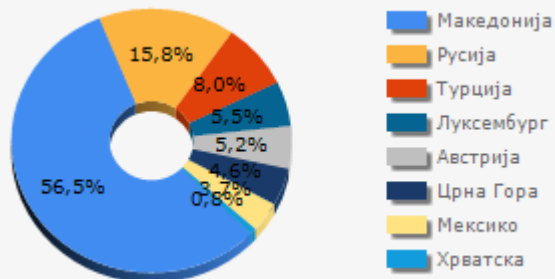
- From 500.000.000,00 MKD	0,35%
- From 500.000.001,00 – 1.000.000.000,00 MKD	0,30%
- From 1.000.000.001,00 – 1.800.000.000,00 MKD	0,25%
- Above 1.800.000.001,00 MKD	0,20%

Minimum amount of investment	1.000,00 MKD
Net asset value (end of the quarter)	146.427.822,45 MKD
Price of single share (end of the quarter)	150,1995 MKD
Average monthly return (last 12 m.)	0,3103%
Average monthly return (last 24 m.)	0,1484%
Average monthly return (last 60 m.)	0,3880%
Return (since inception)	50,1995%
Standard deviation (2019)	2,0694%
Standard deviation (5 years)	3,5822%
Risk category (1-lowest, 7-highest)	3

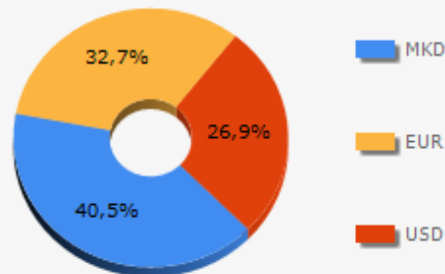
Price



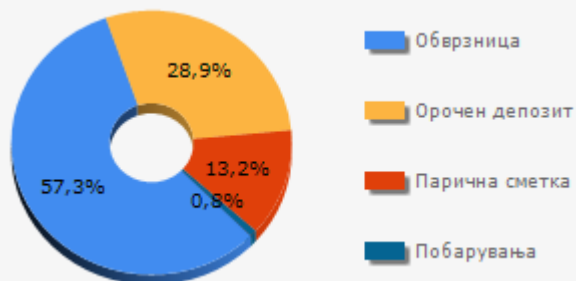
A. Geographical allocation



B. Currency exposure



C. Allocation (by asset classes)



D. Industry exposure



10 largest investments		
	MKD	% of NAV
Stopanska Banka Bitola	23.700.000	16,19
Cash	17.011.639	11,62
MACEDO 5,625	14.898.994	10,17
PGILLN 5,25	11.470.246	7,83
Kapital Banka	10.000.000	6,83
CRBKM 7,5	9.157.515	6,25
Eurostandard Banka	8.600.000	5,87
UQA 6,875	7.659.868	5,23
MONTEN 5,75	6.737.517	4,60
TURKEY 4,625	6.205.020	4,24